

Material properties

It is a long subject , but we will focus on the following entities

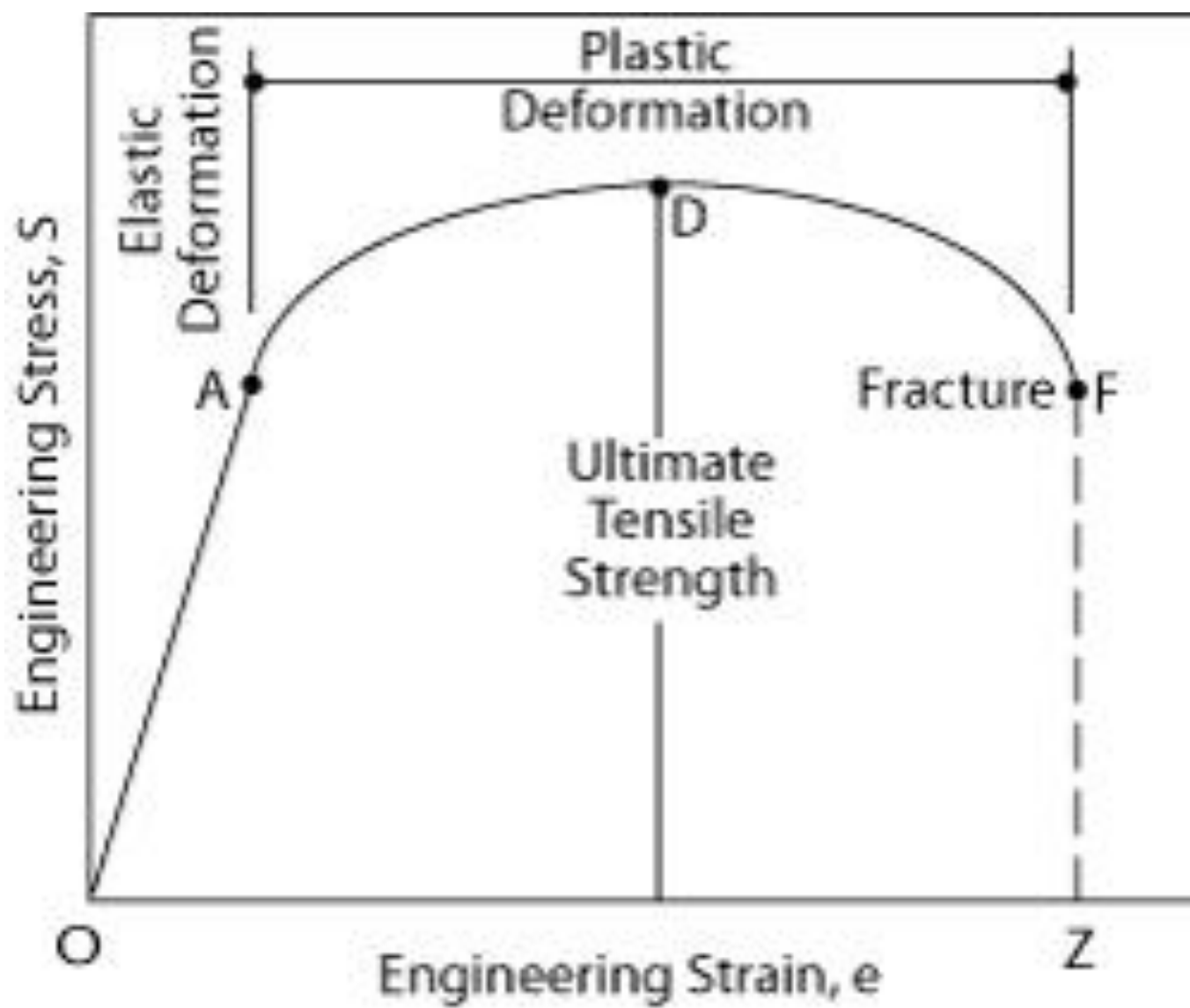
Mechanical properties

Elastic Deformation

- Definition:
 - Elastic deformation occurs when a material returns to its original shape after the load is removed.
- Characteristics:
 - No permanent changes in shape.
 - Material behaves like a spring.
- Example:
 - Stretching a rubber band.

Plastic Deformation

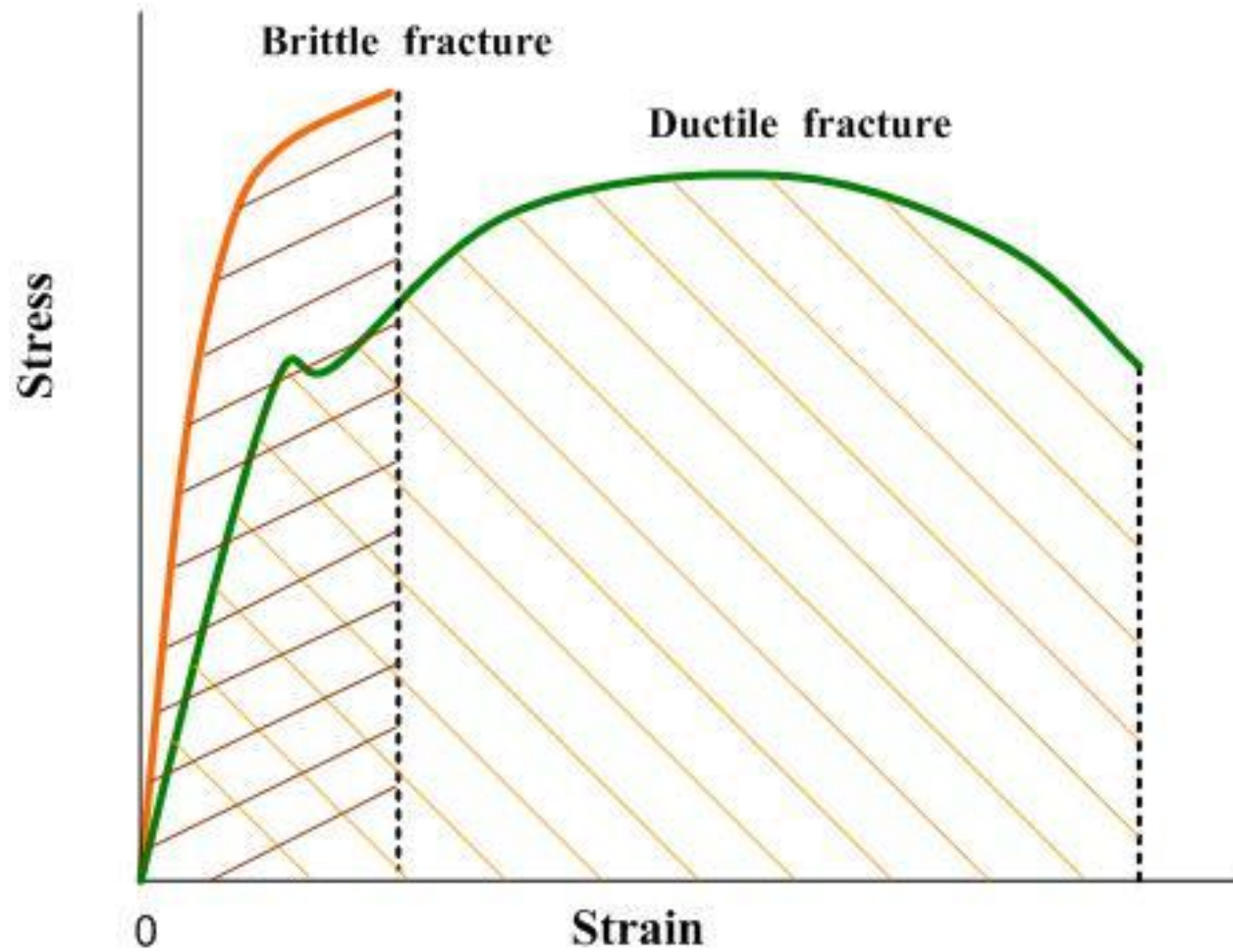
- Definition:
 - Plastic deformation involves irreversible changes in shape due to applied load.
- Characteristics:
 - Material does not return to its original shape after the load is removed.
 - Permanent deformation occurs.
- Example:
 - Bending a metal paperclip.



Toughness

- Definition:
 - Toughness measures the amount of energy a material can absorb before failure.
- Calculation:
 - Determined by the area under the stress-strain curve.
- Units:
 - Joules per cubic meter (J/m^3).
- Example:
 - Impact-resistant materials for safety equipment.

Toughness



Creep

- Definition:
 - Creep is the gradual deformation of a material under a constant load over time.
- Characteristics:
 - Increased deformation with prolonged exposure to stress.
 - Occurs at elevated temperatures.
- Example:
 - Deformation of a plastic ruler left on a hot surface

Load Relaxation

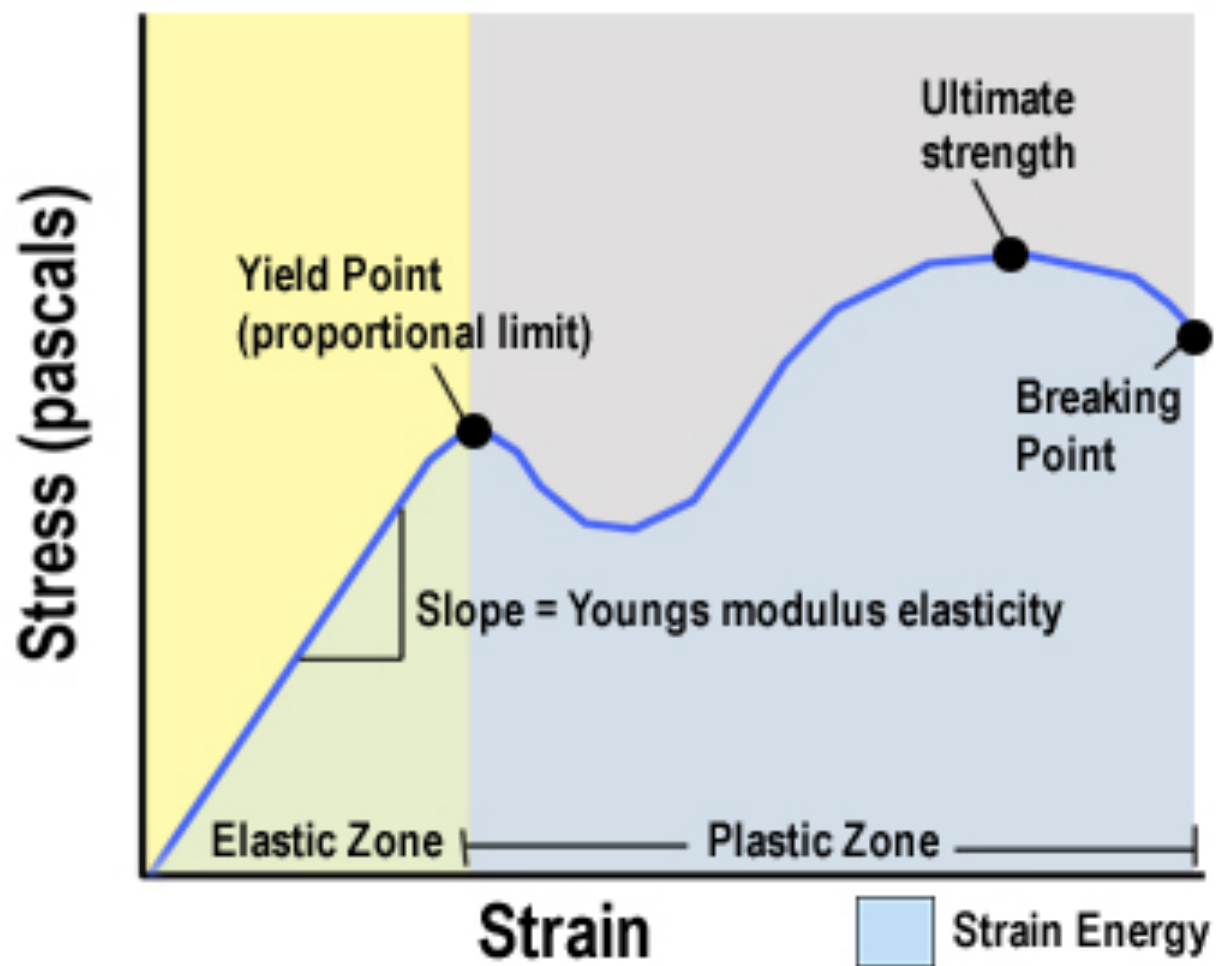
- Definition:
 - Load relaxation refers to the decrease in applied stress under conditions of constant strain.
- Characteristics:
 - Stress decreases over time while strain remains constant.
 - Common in viscoelastic materials.
- Example:
 - Viscoelastic materials used in damping applications.

Hysteresis (Energy Dissipation)

- Definition:
 - Hysteresis is the phenomenon where the loading curve does not follow the unloading curve in viscoelastic materials.
- Characteristics:
 - Energy is dissipated as heat during loading and unloading cycles.
 - Common in rubber-like materials.
- Example:
 - Rubber tires and damping materials

Stress-Strain Curve Overview

- **Definition:**
 - The stress-strain curve illustrates the relationship between stress (force per unit area) and strain (deformation) in a material under load.
- **Characteristics:**
 - Typically plotted with stress on the y-axis and strain on the x-axis.
 - Provides valuable insights into a material's mechanical properties and behavior.



Elastic Region

- Description:
 - The initial linear portion of the stress-strain curve.
 - Behavior:
 - Elastic deformation occurs, and the material returns to its original shape after the load is removed.
- Analysis:
 - Elastic modulus (slope of the curve) represents the material's stiffness.
 - Young's modulus (E) is calculated as the ratio of stress to strain in this region.

Yield Point

- Description:
 - The point on the stress-strain curve where the material transitions from elastic to plastic deformation.
 - Behavior:
 - Plastic deformation begins, and the material undergoes permanent deformation.
- Analysis:
 - Yield strength (σ_y) represents the stress at which this transition occurs.

Plastic Region

- Description:
 - The portion of the stress-strain curve beyond the yield point.
 - Behavior:
 - Material continues to deform plastically without an increase in stress.
- Analysis:
 - Ultimate tensile strength (UTS) represents the maximum stress the material can withstand before failure.

Necking

- Description:
 - Occurs in ductile materials during the plastic region.
 - Behavior:
 - Localized reduction in cross-sectional area leading to further elongation.
- Analysis:
 - Fracture point occurs after necking, resulting in a sudden drop in stress.

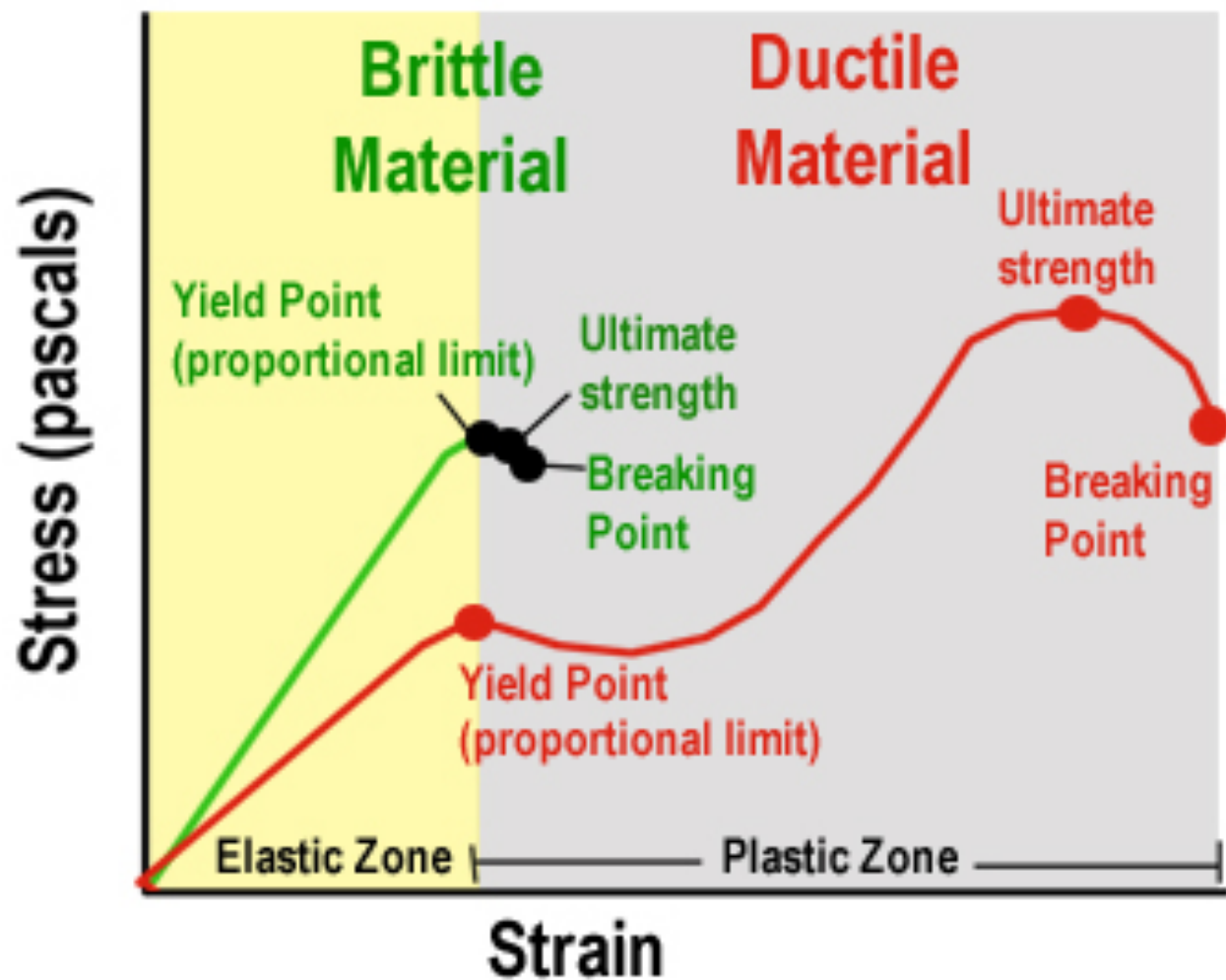
Brittle Fracture

- Description:
 - Occurs in brittle materials without significant plastic deformation.
 - Behavior:
 - Sudden, catastrophic failure with minimal deformation.
- Analysis:
 - Brittle materials lack a distinct yield point and undergo fracture shortly after reaching maximum stress.

Toughness

- Description:
 - Represents the ability of a material to absorb energy before fracture.
- Analysis:
 - Total area under the stress-strain curve up to fracture point.
 - Materials with higher toughness exhibit greater resistance to fracture.

Material descriptions



Brittle Material

- Definition:
 - Brittle materials fracture without significant plastic deformation when subjected to stress.
- Characteristics:
 - Low ductility and high stiffness.
 - Exhibit sudden, catastrophic failure.
- Examples:
 - Ceramic materials like glass and some metals like cast iron.

Ductile Material

- Definition:
 - Ductile materials can undergo significant plastic deformation before fracture.
- Characteristics:
 - High ductility and moderate to high toughness.
 - Exhibit necking behavior under tensile stress.
- Examples:
 - Metals such as copper, aluminum, and steel.
-

Viscoelastic Material

- Definition:
 - Viscoelastic materials exhibit both viscous and elastic properties under stress.
- Characteristics:
 - Deformation depends on both stress magnitude and duration.
 - Creep and stress relaxation behaviors are observed.
- Examples:
 - Polymers like rubber, biological tissues, and certain alloys.

Isotropic Materials

- **Definition:**
 - Isotropic materials have uniform mechanical properties in all directions.
- **Characteristics:**
 - Properties are independent of direction.
 - Response to applied load is the same regardless of orientation.
- **Examples:**
 - Many metals in their cast or wrought forms, most engineering plastics.

Anisotropic Materials

- Definition:
 - Anisotropic materials exhibit different mechanical properties in different directions.
- Characteristics:
 - Properties vary with direction due to structural alignment or grain orientation.
 - Mechanical behavior is not uniform.
- Examples:
 - Wood, composites, some crystals, and fiber-reinforced materials.